


Poste con soportes para transversales / Post with croosbar holders / Poteau avec support pour transversaux


1	Calidad y acabado / Quality and finished / Qualité et finition <input type="checkbox"/> AISI 316	Acabado / Finished / Finition <input type="checkbox"/> Mirror <input type="checkbox"/> Satin
----------	--	--


2	Tipo de Poste y medida del tubo / Post type and tube measure / Type de poteau et mesure du tube	
<input type="checkbox"/> P-0001		<input type="checkbox"/> P-0010
<input type="checkbox"/> D= Ø 38,1mm		<input type="checkbox"/> LxL' = □ 40x40mm
<input type="checkbox"/> D= Ø 43mm		
<input type="checkbox"/> D= Ø 50,8mm		


3	Tipo de Transversal y cantidad / Crossbar type and quantity / Type de barre Transversale et quantité	
<input type="checkbox"/> d= 12 mm		<input type="checkbox"/> d= 20 mm
T= <input style="width: 50px;" type="text"/>		N° de transversales por poste / N° of crossbar holders per post / N° de transversaux par poteau /


3.1 Tramos horizontales / Horizontal section / Parties horizontales		
<input type="checkbox"/> H= 910mm		<input type="checkbox"/> Otras / Others / Autres
<input type="checkbox"/> H= 1010mm		H= <input style="width: 80px;" type="text"/> mm

Mod. 01	Poste Intermedio / Crossbar model / Poteau intermédiaire 	uds./uts. <input style="width: 50px;" type="text"/>	h1= <input style="width: 50px;" type="text"/> mm h2= <input style="width: 50px;" type="text"/> mm
----------------	---	---	--


Mod. 02	Poste final derecha / Blind model right / Poteau droit 	uds./uts. <input style="width: 50px;" type="text"/>	h1= <input style="width: 50px;" type="text"/> mm h2= <input style="width: 50px;" type="text"/> mm
----------------	---	---	--

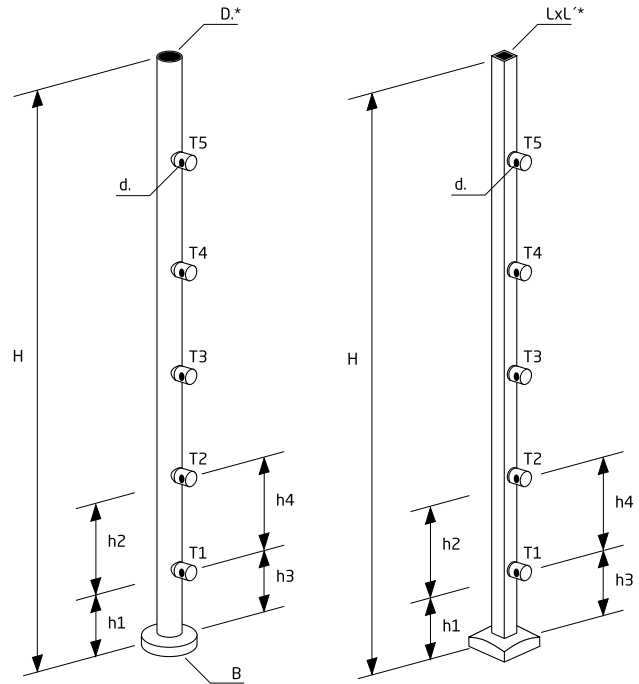
Mod. 03	Poste final izquierda / Blind model left / Poteau gauche 	uds./uts. <input style="width: 50px;" type="text"/>	h1= <input style="width: 50px;" type="text"/> mm h2= <input style="width: 50px;" type="text"/> mm
----------------	---	---	--

Mod. 04	Poste final izquierda / Blind model left / Poteau gauche 	uds./uts. <input style="width: 50px;" type="text"/>	h1= <input style="width: 50px;" type="text"/> mm h2= <input style="width: 50px;" type="text"/> mm
----------------	---	---	--

Mod. 05	Poste esquina / Corner blind model / Poteau d'angle 	uds./uts. <input style="width: 50px;" type="text"/>	h1= <input style="width: 50px;" type="text"/> mm h2= <input style="width: 50px;" type="text"/> mm
----------------	--	---	--

3.2 Tramos en escalera / Staircase section / Parties en escalier		
<input type="checkbox"/> H= 910mm		<input type="checkbox"/> Otras / Others / Autres
<input type="checkbox"/> H= 1010mm		H= <input style="width: 80px;" type="text"/> mm

Mod. 06	Poste en esquina / Corner post / Poteau d'angle 	uds./uts. <input style="width: 50px;" type="text"/>	h1= <input style="width: 50px;" type="text"/> mm h2= <input style="width: 50px;" type="text"/> mm h3= <input style="width: 50px;" type="text"/> mm h4= <input style="width: 50px;" type="text"/> mm
----------------	--	---	--













P-0001

P-0010

*Tubo de espesor 1,5 mm. / Thickness tube 1,5 mm. / Tube d'épaisseur 1,5 mm

Se toma como vista de referencia la cara externa de la barandilla /
We take as reference view, the external part of the Railing /
Comme vue de référence, on prendra la partie extérieure du garde-corps.

4	Elegir base / Choose flange / Choisir embase	
<input type="checkbox"/> P-0001		<input type="checkbox"/> P-0010
<input type="checkbox"/> BS-00  cod.A	<input type="checkbox"/> BS-10  cod.E	
<input type="checkbox"/> Con / With / Avec AV-650 	<input type="checkbox"/> Con / With / Avec AV-660 	
<input type="checkbox"/> SL-1100  cod.B	<input type="checkbox"/> SL-1110  cod.F	
<input type="checkbox"/> SL-1101  cod.C	<input type="checkbox"/> SL-1111  cod.G	
<input type="checkbox"/> SL-1120  cod.D	<input type="checkbox"/> SL-1130  cod.H	
<input type="checkbox"/> Sin Base / No Base / No Embase		

Datos de contacto / Contact details / Coordonnées

Empresa / Company / Enterprise:

Para solventar posibles dudas haznos un croquis en planta de tu barandilla. /
In order to solve any possible doubts, please send us a floor plan sketch of your railing. /
Pour pouvoir répondre à vos possibles questions, il faut nous envoyer un schéma du garde-corps souhaité.

