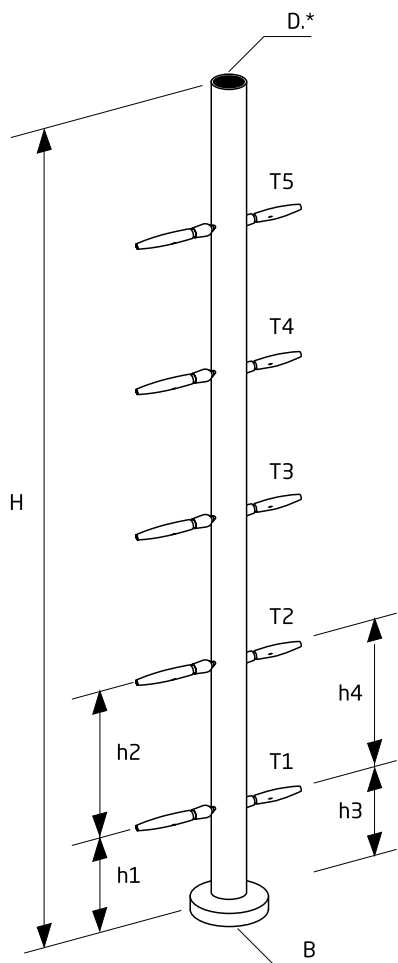
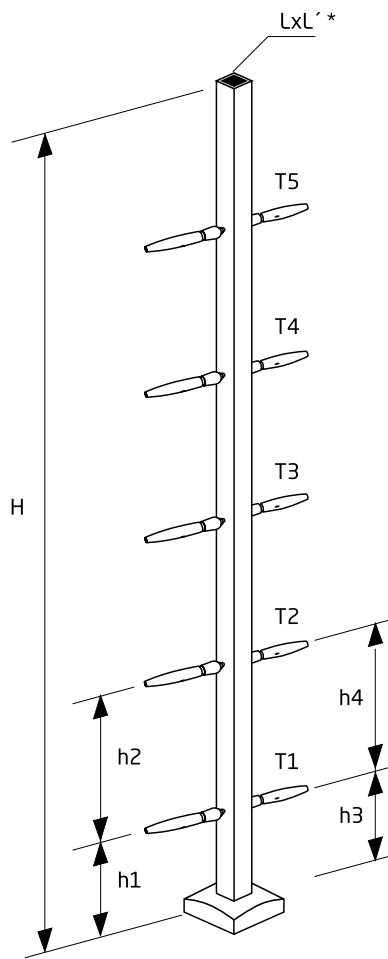


Postes con EasyCable / Post with EasyCable / Poteau avec EasyCable

1	Calidad y acabado / Quality and finished / Qualité et finition	Calidad / Quality / Qualité	Acabado / Finished / Finition	
		<input type="checkbox"/> AISI 316	<input type="checkbox"/> Mirror	<input type="checkbox"/> Satin



P-0003





















P-0012

* Tubo de espesor 1,5 mm. / Thickness tube 1,5 mm. / Tube d'épaisseur 1,5 mm

** SC-800: Tensor / Tensioner / Tendeur
SC-801: Terminal / Terminal / Terminaison

Se toma como vista de referencia la cara externa de la barandilla / We take as reference view, the external part of the Railing / Comme vue de référence, on prendra la partie extérieure du garde-corps.

2	Tipo de Poste y medida del tubo / Post type and tube measure / Type de poteau et mesure du tube			
	<input type="checkbox"/> P-0003			<input type="checkbox"/> P-0012
	<input type="checkbox"/> D= Ø 38,1mm	<input type="checkbox"/> D= Ø 43mm	<input type="checkbox"/> D= Ø 50,8mm	<input type="checkbox"/> LxL' = □ 40x40mm

3	Tipo de Transversal y cantidad / Crossbar type and quantity / Type de barre Transversale et quantité		
	T= <input type="text"/> N° de tensores por poste / N° of cable tensioner per post / N° de support-cable poteau		
3.1 Tramos horizontales / Horizontal section / Parties horizontales			
	<input type="checkbox"/> H= 910mm	<input type="checkbox"/> H= 1010mm	<input type="checkbox"/> Otras / Others / Autres H= <input type="text"/> mm
Mod. 01	Poste final izquierda / End left post / Poteau finale gauche ** SC-800		uds./uts. <input type="text"/> h1= <input type="text"/> mm h2= <input type="text"/> mm
Mod. 02	Poste final derecha / End right post / Poteau droit ** SC-801		uds./uts. <input type="text"/> h1= <input type="text"/> mm h2= <input type="text"/> mm
Mod. 03	Poste final derecha / End right post / Poteau droit ** SC-800		uds./uts. <input type="text"/> h1= <input type="text"/> mm h2= <input type="text"/> mm
Mod. 04	Poste final izquierda / End left post / Poteau finale gauche ** SC-801		uds./uts. <input type="text"/> h1= <input type="text"/> mm h2= <input type="text"/> mm
Mod. 05	Poste Intermedio / Intermediate post / Poteau intermédiaire ** <input type="checkbox"/> SC-800 <input type="checkbox"/> SC-801		uds./uts. <input type="text"/> h1= <input type="text"/> mm h2= <input type="text"/> mm
Mod. 06	Poste en esquina / Corner post / Poteau d'angle ** <input type="checkbox"/> SC-800 <input type="checkbox"/> SC-801	 G= <input type="text"/> °	uds./uts. <input type="text"/> h1= <input type="text"/> mm h2= <input type="text"/> mm
3.2 Tramos en escalera / Staircase section / Parties en escalier			
	<input type="checkbox"/> H= 910mm	<input type="checkbox"/> H= 1010mm	<input type="checkbox"/> Otras / Others / Autres H= <input type="text"/> mm
Mod. 07	Poste Intermedio / Intermediate post / Poteau intermédiaire ** <input type="checkbox"/> SC-800 <input type="checkbox"/> SC-801		uds./uts. <input type="text"/> h1= <input type="text"/> mm h3= <input type="text"/> mm h2= <input type="text"/> mm h4= <input type="text"/> mm
Mod. 08	Poste en esquina / Corner post / Poteau d'angle ** <input type="checkbox"/> SC-800 <input type="checkbox"/> SC-801	 G= <input type="text"/> °	uds./uts. <input type="text"/> h1= <input type="text"/> mm h3= <input type="text"/> mm h2= <input type="text"/> mm h4= <input type="text"/> mm
4	Elegir Base / Choose flange / Choisir embase		
	P-0003		P-0012
	<input type="checkbox"/> BS-00  cod.A	<input type="checkbox"/> SL-1100  cod.C	<input type="checkbox"/> BS-10  cod.G
	<input type="checkbox"/> Con / With / Avec AV-650  <input type="checkbox"/> SL-1101  cod.D	<input type="checkbox"/> SL-1120  cod.E	<input type="checkbox"/> Con / With / Avec AV-660  <input type="checkbox"/> SL-1110  cod.H
			<input type="checkbox"/> SL-1111  cod.D
			<input type="checkbox"/> SL-1130  cod.E
	<input type="checkbox"/> Sin Base / No Base / No Embase		

Datos de contacto / Contact details / Coordonnées

Empresa / Company / Enterprise:

Para solventar posibles dudas haznos un croquis en planta de tu barandilla. /
In order to solve any possible doubts, please send us a floor plan sketch of your railing. /
Pour pouvoir répondre à vos possibles questions, il faut nous envoyer un schéma du garde-corps souhaité.

